

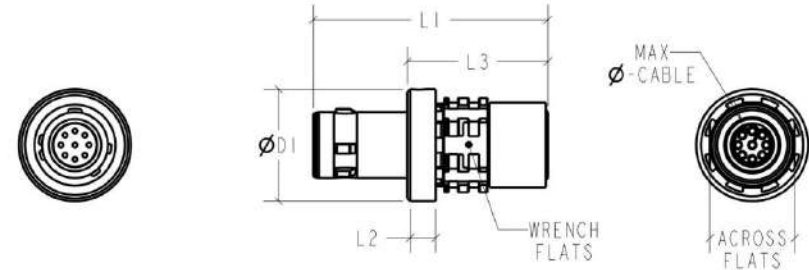
NEXUS RANGER IN-LINE BREAK-AWAY PLUG



SIZE 0

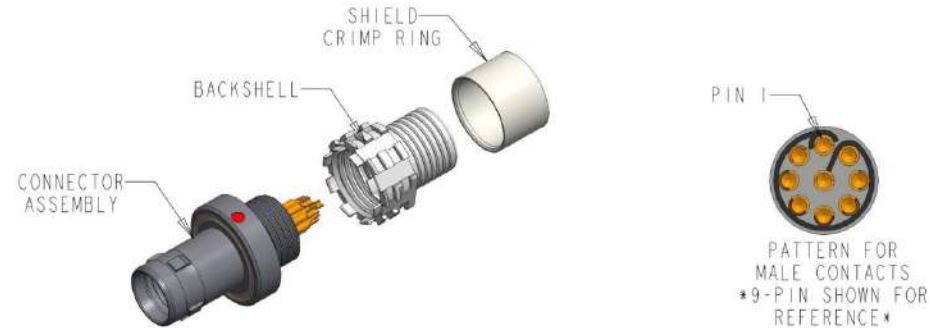
SIZE 1

SIZE	L1	L2	L3	ØD1	AF-A	MAX Ø CABLE
0	.98" [25,0]	.12" [3,0]	.59" [15,0]	.47" [11,9]	.35" [9,0]	.21" [5,5]
1	1.15" [29,2]	.14" [3,5]	.72" [18,4]	.53" [13,9]	.43" [11,0]	.25" [6,5]



SPECIFICATIONS

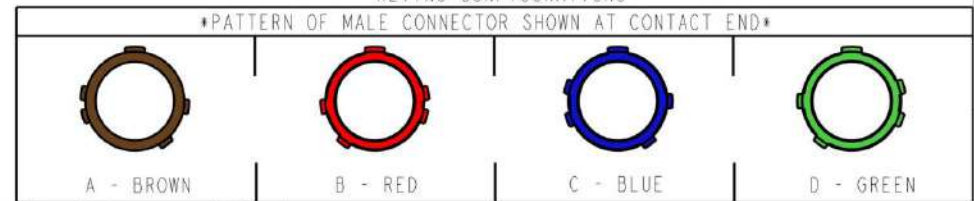
INGRESS RATING	IP68/1m IP69k WHEN MATED
OPERATING TEMPERATURE	-51°C TO 125°C
CORROSION RESISTANCE	96hr SALT FOG
MECHANICAL ENDURANCE	5,000 MATING CYCLES
CONTACT RESISTANCE	PIN TO PIN - <5mΩm SHELL TO SHELL - <5mΩm
INSULATION RESISTANCE	>100MΩm
SHIELDING EFFECTIVENESS	>65dB
CONTACT MATERIAL	GOLD PLATED BRASS ALLOY



NOTES:

1. IN-LINE CONNECTOR IS DESIGNED TO BE ENCAPSULATED
2. BREAK-AWAY NON-LOCKING MATING
3. STANDARD PLATING IS CONDUCTIVE RUTHENIUM
4. SHIELD TERMINATED UNDER CRIMP BAND
CRIMP EFFECTIVENESS DETERMINED BY TESTING TO ENSURE
SHIELD TO SHELL CONTACT RESISTANCE IS ACHIEVED
5. THREAD LOCKER IS REQUIRED FOR ASSEMBLY
6. KEYING MUST MATCH MATING CONNECTOR

KEYING CONFIGURATIONS



THIS DOCUMENT CONTAINS PROPRIETARY INFORMATION OF NEXUS, INCORPORATED AND SUCH INFORMATION MAY NOT BE DISCLOSED TO OTHERS FOR ANY PURPOSE OR USED FOR ANY PURPOSE WITHOUT THE WRITTEN CONSENT OF NEXUS.

					DWN. BY BAM	DATE 10/05/2023	MATERIAL	
					CHECKED BY	DATE	FINISH	
					APPR. BY	DATE	WEIGHT	SCALE = 2:1
					UNLESS OTHERWISE SPECIFIED: DIMENSIONS ARE IN INCHES &/OR (mm) TOLERANCES:		TITLE	
A	NEW RELEASE		10/05/2023		DECIMAL	.XX(X),XX	RANGER BREAKAWAY INLINE PLUG	
LET.	REVISION	CN #	DATE	CHK	FRACTION	± X/XX"	DO NOT SCALE DWG. SHEET 1 OF 2	
					ANGLES	± X	NEXUS STAMFORD, CONN	
							SIZE B	DWG. NO. NX-A1X

PART NUMBER	SIZE	KEY	No. OF CONTACTS	CONTACT TYPE	CONTACT ϕ (mm)	WIRE GAUGE AWG
NX-A10YAR-P03XJG0-0000	0	A - BROWN	03	SOLDER CUP	0,9mm	22
NX-A10YAR-P04XFG0-0000	0	A - BROWN	04	SOLDER CUP	0,7mm	22
NX-A10YAR-P07XCD0-0000	0	A - BROWN	07	SOLDER CUP	0,5mm	26
NX-A10YAR-P09XCD0-0000	0	A - BROWN	09	SOLDER CUP	0,5mm	26
NX-A10YAR-P10XCD0-0000	0	A - BROWN	10	SOLDER CUP	0,5mm	26
NX-A11YAR-P05XJG0-0000	1	A - BROWN	05	SOLDER CUP	0,9mm	22
NX-A11YAR-P08XFG0-0000	1	A - BROWN	08	SOLDER CUP	0,7mm	22
NX-A11YAR-P14XCD0-0000	1	A - BROWN	14	SOLDER CUP	0,5mm	26
NX-A11YAR-P16XCD0-0000	1	A - BROWN	16	SOLDER CUP	0,5mm	26

CUI

THIS DOCUMENT CONTAINS PROPRIETARY INFORMATION OF NEXUS, INCORPORATED AND SUCH INFORMATION MAY NOT BE DISCLOSED TO OTHERS FOR ANY PURPOSE OR USED FOR ANY PURPOSE WITHOUT THE WRITTEN CONSENT OF NEXUS.

DRN. BY BAM	DATE 10/05/2023	MATERIAL	
CHECKED BY	DATE	FINISH	
APPR. BY	DATE	WEIGHT	SCALE =
UNLESS OTHERWISE SPECIFIED: DIMENSIONS ARE IN INCHES &/OR (mm) TOLERANCES:		TITLE	
DECIMAL	.XX(X,XX) .XXX(X,XXX)	RANGER BREAKAWAY INLINE PLUG	
FRACTION	\pm X/XX"	DO NOT SCALE DWG. SHEET 2 OF 2	
ANGLES	\pm X	NEXUS STAMFORD, CONN	
		SIZE B	DWG. NO. NX-A1X