

HIGH DENSITY NEXUS RANGER BREAK-AWAY OUTSIDE PANEL MOUNT JACK

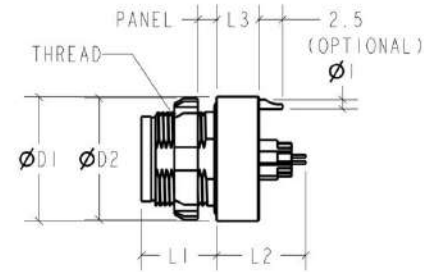


SIZE 0

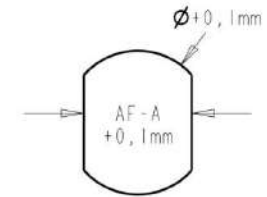


SIZE 1

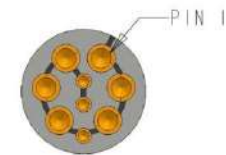
SIZE	L1	L2	L3	L4	ØD1	ØD2	ØD3	AF-A	THREAD	PANEL
0	.98" [25,0]	.12" [3,0]	.59" [15,0]	.46" [11,5]	.47" [11,9]	.47" [15,0]	.39" [10,0]	.35" [9,0]	M11x0,75	.12" [3,0]
1	1.15" [29,2]	.14" [3,5]	.72" [18,4]	.57" [14,5]	.53" [13,9]	.53" [17,9]	.47" [12,0]	.43" [11,0]	M14x1,0	.14" [3,5]



RECOMMENDED
PANEL CUT-OUT



SPECIFICATIONS	
INGRESS RATING	IP68/1m IP69k WHEN MATED
OPERATING TEMPERATURE	-51°C TO 125°C
CORROSION RESISTANCE	96Hr SALT FOG
MECHANICAL ENDURANCE	5,000 MATING CYCLES
CONTACT RESISTANCE	PIN TO PIN - <5mØhm SHELL TO SHELL - <5mØhm
INSULATION RESISTANCE	>100MØhm
SHIELDING EFFECTIVENESS	>65dB
CONTACT MATERIAL	GOLD PLATED BRASS ALLOY



PATTERN FOR
FEMALE CONTACTS
*9-PIN SHOWN FOR
REFERENCE*

NOTES:

- BREAK-AWAY NON-LOCKING MATING
- STANDARD PLATING IS CONDUCTIVE RUTHENIUM
- GROUND TAG IS PROVIDED FOR TERMINATION OF SHIELD TO SHELL
- KEYING MUST MATCH MATING CONNECTOR

KEYING CONFIGURATIONS

PATTERN OF MALE CONNECTOR SHOWN AT CONTACT END			
A - BROWN	B - RED	C - BLUE	D - GREEN



THIS DOCUMENT CONTAINS PROPRIETARY INFORMATION OF NEXUS, INCORPORATED AND SUCH INFORMATION MAY NOT BE DISCLOSED TO OTHERS FOR ANY PURPOSE OR USED FOR ANY PURPOSE WITHOUT THE WRITTEN CONSENT OF NEXUS.

LET.	REVISION	CN #	DATE	CHK	DWN. BY BAM	DATE 10/05/2023	MATERIAL	
					CHECKED BY	DATE	FINISH	
					APPR. BY	DATE	WEIGHT	
					UNLESS OTHERWISE SPECIFIED: DIMENSIONS ARE IN INCHES &/OR (mm) TOLERANCES:		SCALE = 2:1	
					DECIMAL	.XX(X),.X1	TITLE HIGH DENSITY RANGER BREAKAWAY PANEL MOUNT JACK	
					FRACTION	±.X/XX*		
					ANGLES	±*	DO NOT SCALE DWG. SHEET 1 OF 2	
							SIZE B	NEXUS STAMFORD, CONN DWG. NO. NX-GKXW

PART NUMBER	GROUND TAG	SIZE	KEY	No. OF CONTACTS	CONTACT TYPE	CONTACT Ø (mm)	WIRE GAUGE AWG
NX-G80YAR-P03WJG0-000L	YES	0	A - BROWN	03	SOLDER CUP	0,9mm	22
NX-G80YAR-P04WFG0-000L	YES	0	A - BROWN	04	SOLDER CUP	0,7mm	22
NX-G80YAR-P07WCD0-000L	YES	0	A - BROWN	07	SOLDER CUP	0,5mm	26
NX-G80YAR-P09WCD0-000L	YES	0	A - BROWN	09	SOLDER CUP	0,5mm	26
NX-G80YAR-P10WCD0-000L	YES	0	A - BROWN	10	SOLDER CUP	0,5mm	26
NX-G81YAR-P05WJG0-000L	YES	1	A - BROWN	05	SOLDER CUP	0,9mm	22
NX-G81YAR-P08WFG0-000L	YES	1	A - BROWN	08	SOLDER CUP	0,7mm	22
NX-G81YAR-P14WCD0-000L	YES	1	A - BROWN	14	SOLDER CUP	0,5mm	26
NX-G81YAR-P16WCD0-000L	YES	1	A - BROWN	16	SOLDER CUP	0,5mm	26

CUI

THIS DOCUMENT CONTAINS PROPRIETARY INFORMATION OF NEXUS, INCORPORATED AND SUCH INFORMATION MAY NOT BE DISCLOSED TO OTHERS FOR ANY PURPOSE OR USED FOR ANY PURPOSE WITHOUT THE WRITTEN CONSENT OF NEXUS.

DWN. BY BAM	DATE 10/05/2023	MATERIAL	
CHECKED BY	DATE	FINISH	
APPR. BY	DATE	WEIGHT	SCALE =
UNLESS OTHERWISE SPECIFIED: DIMENSIONS ARE IN INCHES &/OR (mm) TOLERANCES:		TITLE	
DECIMAL	.XX(X,XX) .XXX(X,XXX)	HIGH DENSITY RANGER BREAKWAY PANEL MOUNT JACK	
FRACTION	± X/XX"	DO NOT SCALE DWG. SHEET 2 OF 2	NEXUS STAMFORD, CONN
ANGLES	± *		
		SIZE B	DWG. NO. NX-GKXW